

CHOOSING A DRY BLOCK



ISOTECH
ISOTHERMAL TECHNOLOGY LTD



CHOOSING A DRY BLOCK

[Click Me](#)

Part One: Sensor Sizes

[Click Me](#)

Part Two: Temperature Ranges & Features

[Click Me](#)

Part Three: Basic, Site or Advanced

[Click Me](#)

Part Four: Calibration Options



Part One: Sensor Sizes

What size are the thermometers to be calibrated?



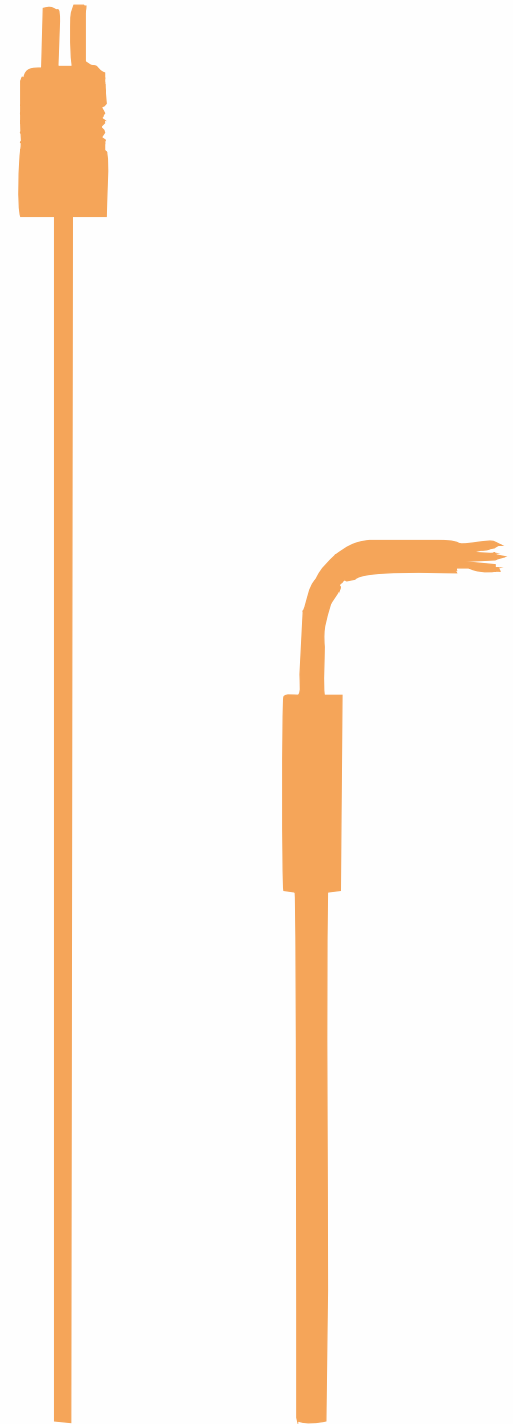
What size are the thermometers to be calibrated?

The Dry Block must have a block large enough and deep enough to suit the test thermometers.



What size are the thermometers to be calibrated?

PRT or RTDs & Thermocouples are commonly calibrated in blocks 140mm to 160mm deep.



CHOOSING A DRY BLOCK

What size are the thermometers to be calibrated?

But other sensor types may demand greater depth.



What size are the thermometers to be calibrated?

Isotech have depths from 115mm to 300mm and diameters from 25mm to 65mm.



CHOOSING A DRY BLOCK

Insert Size

Insert Size - Fast-cal - 25mm x 148mm:

Standard Thermometer Pockets:

2x4.5mm, 1x6.5mm, 1x8mm.
(others to special order)



Fast response highly portable operation



[Click Me](#)

Fast-Cal High

[Click Me](#)

Fast-Cal Medium

[Click Me](#)

Fast-Cal Low


CHOOSING A DRY BLOCK

Insert Size

Insert Size - 4000 Range - 35mm x 160mm:

Standard Thermometer Pockets:

2x4.5mm, 2x6.5mm, 1x8mm & 1x9.5mm.
(others to special order)



[Click Me](#)

Europa

[Click Me](#)

Venus

[Click Me](#)

Calisto

[Click Me](#)

Jupiter

35mm Diameter for More Pockets
and more features Dry Blocks

CHOOSING A DRY BLOCK

Insert Size

Insert Size - Isotech 65mm Diameter Blocks:

Standard Thermometer Pockets:

Room for many more thermometers
or bigger thermometers - Depth to 160mm.



65mm Diameter for More Pockets
and more features Dry Blocks



CHOOSING A DRY BLOCK

Insert Size

Insert Size - Isotech "Deep" Blocks:

Standard Thermometer Pockets:

Depth to 300mm x 50mm Diameter.



[Click Me](#)

Medusa 511

[Click Me](#)

Medusa 510

[Click Me](#)


Oceanus-6

Greater Depth

RESPONSE TIMES

Smaller Blocks like Fast-Cal heat and cool much more quickly than larger blocks.

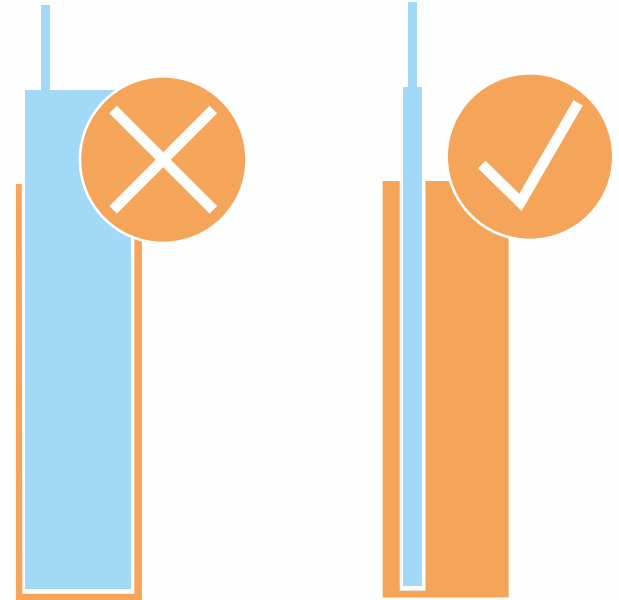
What is more important? Speed of response or ability to calibrate several sensors in one go?



TOP TIPS

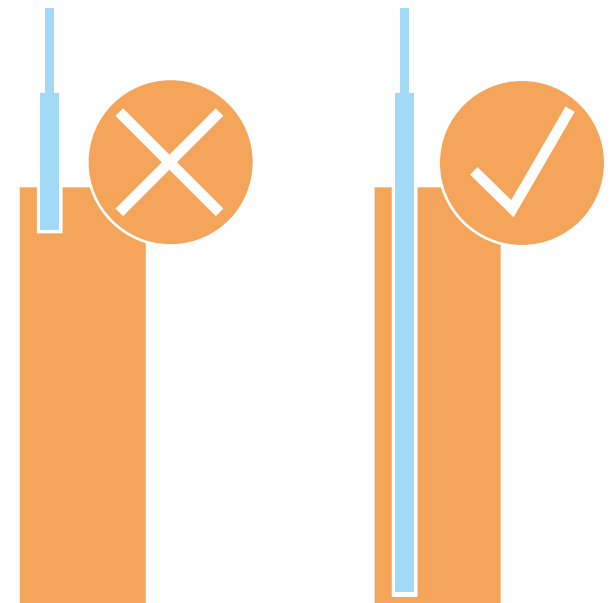
Adequate Thermal Volume

Keep probe or probes small compared to mass of block.



Ensure Good Immersion Depth

Ensure sensors are sufficiently immersed.

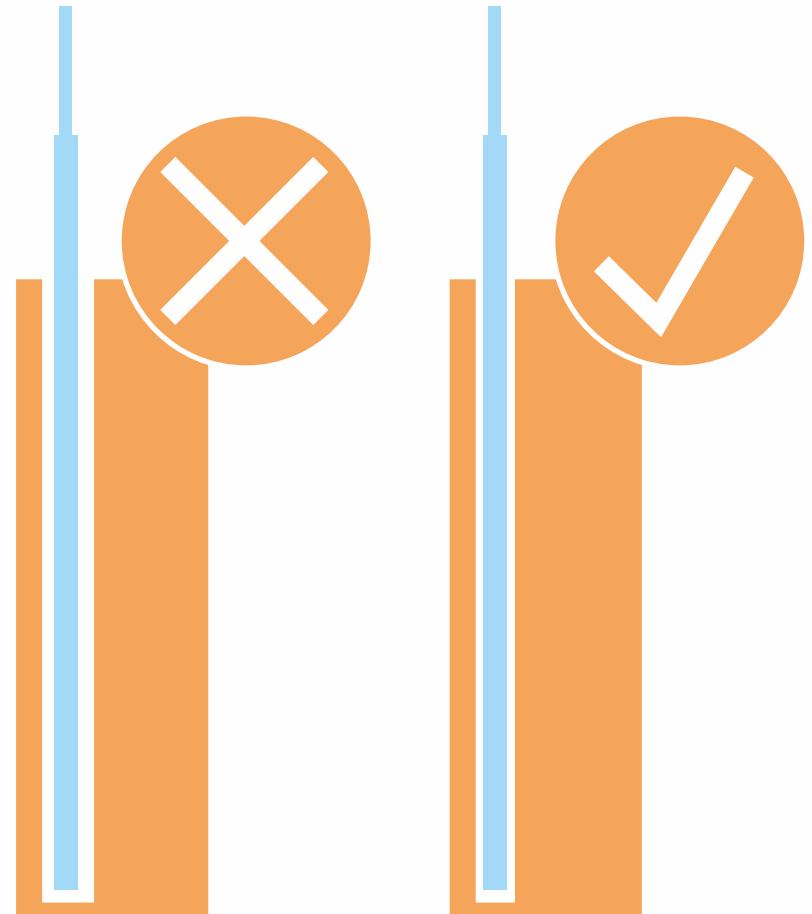


TOP TIPS

Hole Sizes

Generally make pockets 0.5mm larger than the probe size.

In Dry Blocks - Avoid liquids or other transfer mediums.



Learn More:

More Information About Depth

Click Me

Search Results for: Documents

[Temperature Calibration; Depths of Immersion](#)

[Industrial Measurements with Very Short Immersion](#)

[Immersion Depth Chart – Dry Block Bath](#)

Part Two: Temperature Ranges & Features

Temperature Range;
and multi functional calibrators.



CHOOSING A DRY BLOCK

What Temperature range needs to be covered?

Portable Dry Blocks can go to negative temperatures and as high as 1200°C.

There are three general categories.



CHOOSING A DRY BLOCK

Peltier Blocks

Models covering -45°C to 140°C



[Click Me](#)

Fast-Cal



[Click Me](#)

4000 Series



[Click Me](#)

Oceanus-6

Peltier Blocks

PROS

- Fast
 - Portable
 - Good Value
 - Multi Purpose
-

CONS

- Limited in maximum temperature



CHOOSING A DRY BLOCK

Isotech Isocal-6 Models

[Click Me](#)



Surface
Sensor
Calibration



ITS-90
Fixed Point



Liquid
Bath



Ice
Bath



Infrared
Calibrator

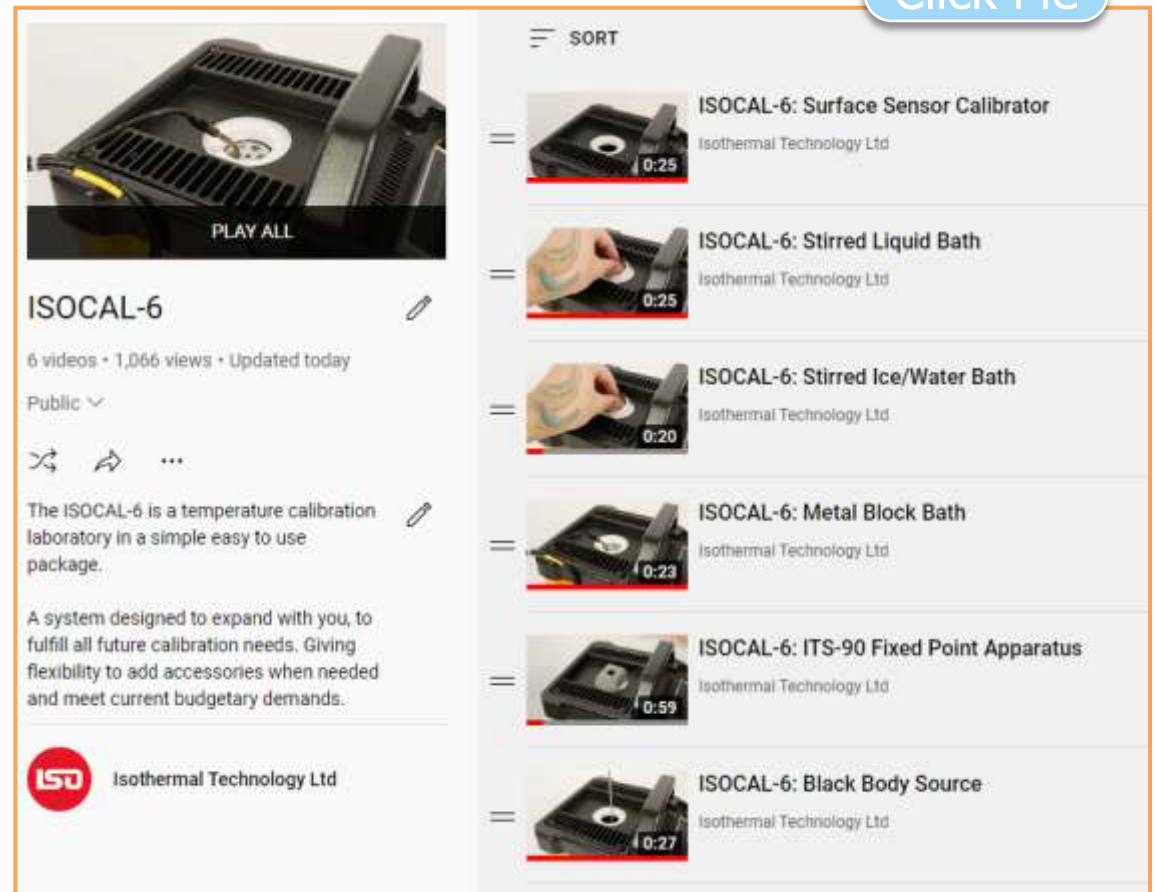


Dry
Block

Isocal-6 Multi Mode operation

- Metal Block Bath
- Liquid Baths
- A Stirred Ice Bath
- Blackbody Sources
- Surface Sensor Calibrators
- ITS-90 Fixed Points

Click Me



The screenshot shows a YouTube playlist for the ISOCAL-6 system. The main video thumbnail shows the device with a 'PLAY ALL' button. Below the thumbnail, the title 'ISOCAL-6' is displayed, along with '6 videos • 1,066 views • Updated today' and 'Public' visibility. A description states: 'The ISOCAL-6 is a temperature calibration laboratory in a simple easy to use package. A system designed to expand with you, to fulfill all future calibration needs, Giving flexibility to add accessories when needed and meet current budgetary demands.' The Isothermal Technology Ltd logo is at the bottom left. On the right, a 'SORT' menu is visible above a list of six video thumbnails, each with a duration and the company name 'Isothermal Technology Ltd':

- ISOCAL-6: Surface Sensor Calibrator (0:25)
- ISOCAL-6: Stirred Liquid Bath (0:25)
- ISOCAL-6: Stirred Ice/Water Bath (0:20)
- ISOCAL-6: Metal Block Bath (0:23)
- ISOCAL-6: ITS-90 Fixed Point Apparatus (0:59)
- ISOCAL-6: Black Body Source (0:27)


1. Metal Block Bath:

- Fast, Convenient, Mess free operation



2. Stirred liquid bath operation:

- Awkward shaped sensors
- Improved accuracies
- Use with reference probes



3. Stirred ice bath:

- Simple but effective 0°C ice bath
- Check for drift in thermometers



4. Blackbody source:

- Test & Check low cost IR Thermometers



5. Surface sensor kit:

- Save on the cost of additional equipment for surface sensor calibration



6. ITS-90 Fixed Points:

- 17724 Mercury Slim Cell (Europa)
- B8 Water Triple Point Cell (Venus/Europa/Hyperion)
- 17401 Gallium Slim Cell (Venus/Europa/Hyperion)



CHOOSING A DRY BLOCK

Higher Temperatures

Models covering 30°C to 700°C



[Click Me](#)

Fast-cal



[Click Me](#)

4000 Series



[Click Me](#)

511 Medusa

Higher Temperature Blocks

PROS

- Fast
 - Portable
 - Best Value
 - Multi Purpose
-

CONS

- Minimum Temperature 30°C
- Slow Around Ambient Temperatures



CHOOSING A DRY BLOCK

Higher Temperature:
150°C to 1200°C

Thermocouple Calibration Furnace



[Click Me](#)

4000 Series

Portable Thermocouple Calibration Furnace

PROS

- High Temperature Thermocouple Calibration
 - Portable
-

CONS

- Minimum Temperature 150°C



CHOOSING A DRY BLOCK

To span wider ranges...
you may need more than one
heat source?

E.g. 0°C to 650°C -
Need two dry blocks.

But is 0°C really needed?

if it is... how about an ice flask
for 0°C and then a 650°C Dry Block.



CHOOSING A DRY BLOCK

Part Three: Advanced, Site or Basic

ADVANCED



SITE



BASIC



CHOOSING A DRY BLOCK

Basic, Site or Advanced

BASIC Models



[Click Me](#)

Fast-cal



[Click Me](#)

4000 Series



[Click Me](#)

Oceanus-6

CHOOSING A DRY BLOCK

Basic, Site or Advanced

BASIC Version

Heat Source with digital display of set and nominal block temperature.

- Field changeable units (°C - °F - K)
- Autotune feature
- Setpoint ramp feature
- PC Serial interface

BASIC



CHOOSING A DRY BLOCK

Basic, Site or Advanced

Using a Basic Calibrator

The Thermometer under test is compared to the dry block controller value.

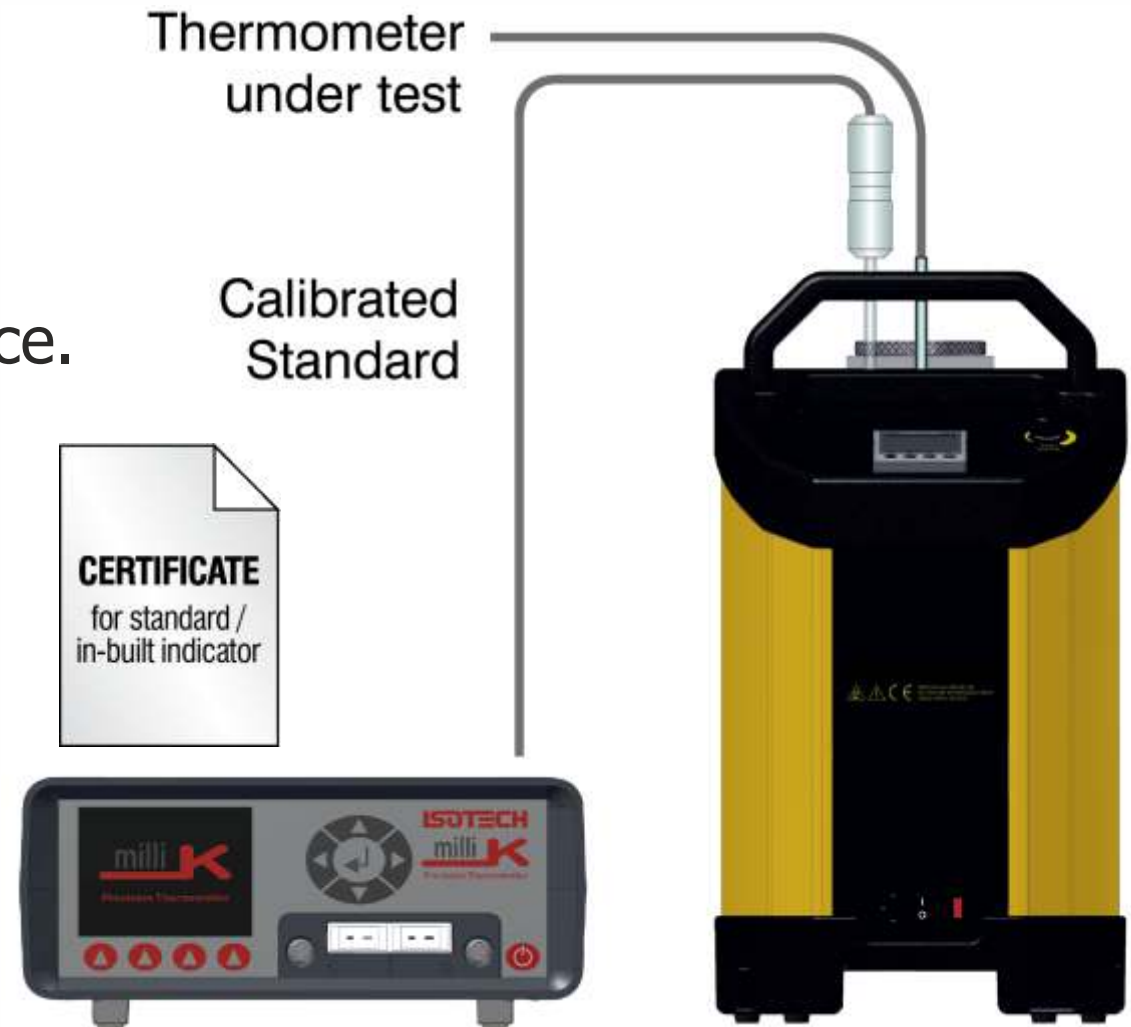
Useful for moderate temperature ranges and quick testing.

Thermometer
under test



Using a Basic Calibrator

Can be used with an external indicator for better performance.



CHOOSING A DRY BLOCK

Basic, Site or Advanced

SITE Models



[Click Me](#)

Fast-cal



[Click Me](#)

4000 Series



[Click Me](#)

Oceanus-6

CHOOSING A DRY BLOCK

Basic, Site or Advanced

SITE Version

All the features of the basic version with the addition of an independent indicator to use as the reference channel.

Supports single "Switch" testing with reversible polarity.



CHOOSING A DRY BLOCK

Basic, Site or Advanced

Using the Site (S) Model

Thermometer
under test

Calibrated
Standard

CERTIFICATE
for standard /
in-built indicator



CHOOSING A DRY BLOCK

Basic, Site or Advanced

ADVANCED Models



[Click Me](#)

4000 Series

CHOOSING A DRY BLOCK

Basic, Site or Advanced

ADVANCED Version

Now up to three input channels.

- Datalogging
- Ethernet
- Automatic Temperature Stepping
- Offset Elimination

& Many more features.



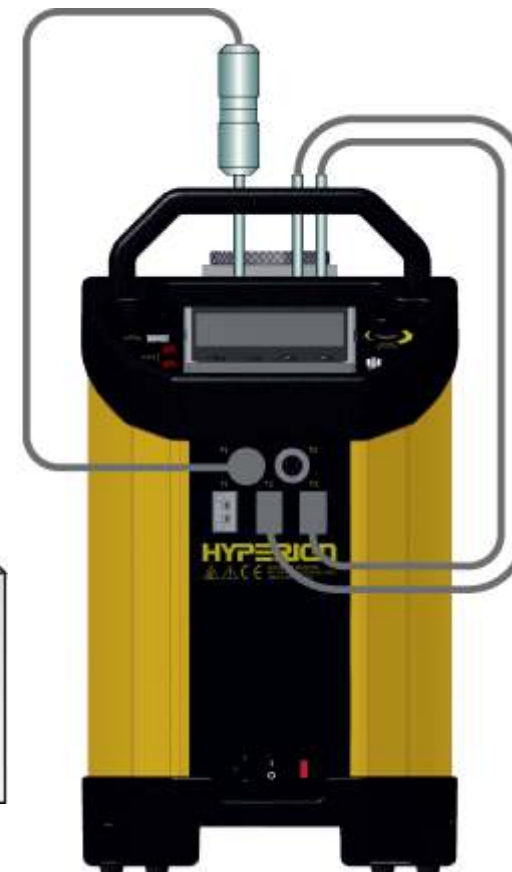
CHOOSING A DRY BLOCK

Basic, Site or Advanced

ADVANCED Version

Has inputs for test thermometers in addition to the reference probe.

Calibrated
Standard



Thermometers
under test

Learn More: Further Information.

Click Me

ISOTECH

A Guide to Industrial Temperature Calibration: **Traceable Calibration**

For best practice, the thermometer (or thermometers) under test are placed into the calibration volume alongside a calibrated standard. This is so that the test thermometers "can be related to appropriate standards, generally international or national standards, through an unbroken chain of comparisons". This "traceability" meets the requirements of quality systems including that of ISO 9000.

Using the Calibrator itself as the Reference (or standard) raises a number of issues, such as how is temperature difference between the test thermometer and the calibrator display determined - how can this 'uncertainty value' be known?

International Guidelines have been published from EURAMET, "Guidelines on the Calibration of Temperature Block Calibrators" Calibration Guide 13. Isotech Calibrators meet the calibration capacity requirements of this guide.

We recommend that a reference probe is used, the same method as used in secondary temperature laboratories. For less demanding calibration, and the quick testing of sensors, the Calibrator can be used without a reference probe, refer to the units Evaluation Report for typical performance data.



Pre-purchase check list

- Does the supplier have an accredited laboratory?**
UKAS accreditation, 'the means by which, in the public interest the integrity and competence of independent evaluators is confirmed and decided'. Isotech can issue a UKAS certificate with the performance expressed in the manner that you will need, not to some confusingly expressed specification that is made with no contribution of integrity and competence.
- Experience**
Does the producer have experience? Do they understand the difference between accuracy and uncertainty? Can they tell you how to calibrate the uncertainty of a probe being calibrated in the DRY BLOCK method?
- Expandable**
Can the Dry Block be used with other sensors? Are there accessories available for future expansion? Will Isotech products do this?
- PC Support**
Can it be connected to a computer? Is there software available, can it be upgraded? Is there Dry Block Calibrators from a range of software options.
- Documented**
Is the fully documented? Can you download a full evaluation report from the Web Site? Does it come with a comprehensive feedback and history? Is history available? Isotech provides all of these free of charge.
- Practical**
Isotech Dry Blocks are precisely designed with a strong metal case, and are a compact portable size. If you are going to carry it around don't forget to check the size and weight, it is surprising how large some other blocks are, even though they take the same number of probes. Always if the specification does not include the weight.
- Value**
Check the prices, all the above come at an amazingly competitive price when you choose **isotech**.

Dry Block Calibrator of Poor Design



Dry Block Calibrator Meeting ISO9000 Requirements



8 | CALIBRATION SOLUTIONS

ISOTECH

MODEL ADVANCED

Best performance

- Benefit from advanced temperature controller that provides best performance
- Resolution to 0.001°C - Superior Stability
- Control parameters automatically optimized with temperature

View from anywhere

- 21st Century Connectivity with Ethernet and in-built webserver
- Connect to the network and view the calibrator from anywhere, on your Notebook, Tablet or Smartphone

Save time and money

AUTOMATIC TEMPERATURE CYCLING

- Program the ADVANCED with the temperature points you need, store commonly used recipes. The calibrator can then automatically follow these points and log your data

View easily in all conditions

- Large Bright Colour Display
- Similar to Smartphone
- Crystal clear display with full colour graphics

Safely store and secure all the data you need

- Massive Internal Memory can safely store all your data
- Store a lifetime of data on a USB Drive
- Choose Open CSV Files or Tamper Proof Data with Secure File Format for Data Security

Supports five languages

- English, French, German, Italian and Spanish
- Simple to use with clear user interface

Connect more probes

UP TO 3 INPUT CHANNELS

- In-built reference system with two universal inputs for PRT, Thermocouple or Process input and a third thermocouple input
- Input types: Process inputs including 4-20mA, PRT and Thermocouple Types B, C, D, E, J, K, L, N, R, S, T, U

Offset elimination

- Connect a reference probe to one of the external probe inputs and the calibrator can trim the block temperature to remove offsets
- Block adjusted to reference probe value
- Remove offsets
- Use in combination with automatic cycling

Thermostat testing

- Test Two Thermostats Simultaneously

The software you need

- PC tools for reviewing data with support for secure file format, managing temperature programs, easy configuration and data logging.



9 | CALIBRATION SOLUTIONS

CHOOSING A DRY BLOCK

Learn More: Further Information.

[Click Me](#)

	 Ø 65mm	 Ø 65mm	 Ø 35mm	 Ø 35mm	 Ø 35mm	 Ø 65mm	 Ø 35mm	 Ø 33.5mm
	Isocal-6					Dry Block Calibrators		
	HYPERION	DRAGO	EUROPA	VENUS	CALISTO	GEMINI	JUPITER	PEGASUS
Specifications								
Metal Block Bath 	✓	✓	✓	✓	✓	✓	✓	✓
Stirred Liquid Bath 	✓	✓	✓	✓	✓			
Stirred Ice/Water Bath 	✓		✓	✓				
Blackbody Source 	✓	✓	✓	✓	✓	✓	✓	✓
Surface Sensor 	✓	✓	✓	✓	✓		✓	
ITS-90 Fixed Point 	✓	✓	✓	✓	✓			
Temperature Range (°C)								
1200°								150°C → 1200°C
1100°								
1000°								
900°								
800°								
700°								
600°								
500°								
400°								
300°								
200°								
100°								
0°								
-100°								
	-25°C → 140°C	30°C → 250°C	-45°C → 140°C	-35°C → 140°C	30°C → 250°C	35°C → 700°C	35°C → 660°C	

Special Applications: **Please Contact Us**

Have probes that
don't fit?

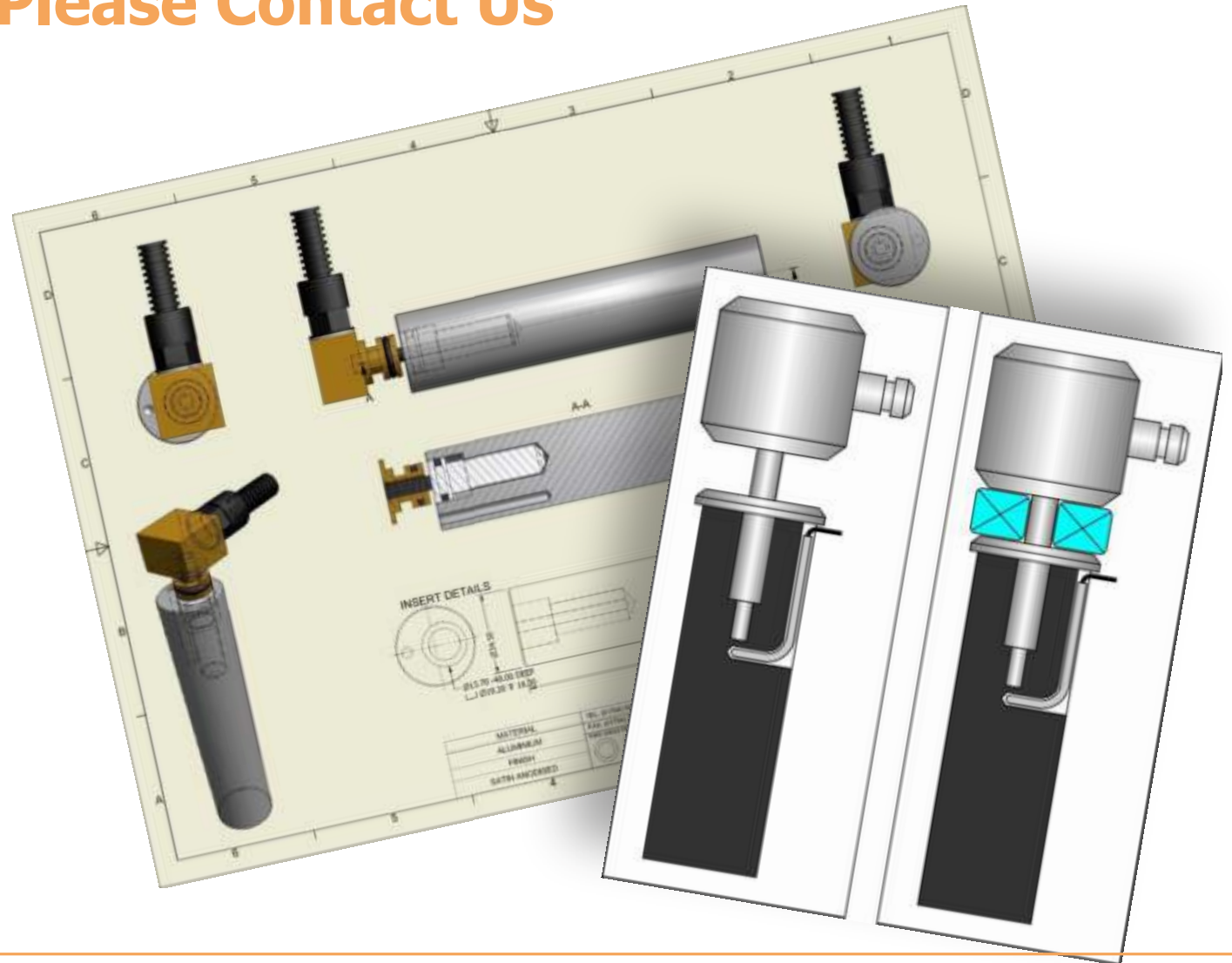
Need Advice?

CONTACT US:

+44(0)1704 543830

[Click Me](#)

Consultancy Page



Part Four: Calibration Options

All Isotech Dry Blocks include a traceable calibration certificate.

Basic models cover block temperature.

When the Site or Advanced models are ordered with a reference probe this is included on the certificate.

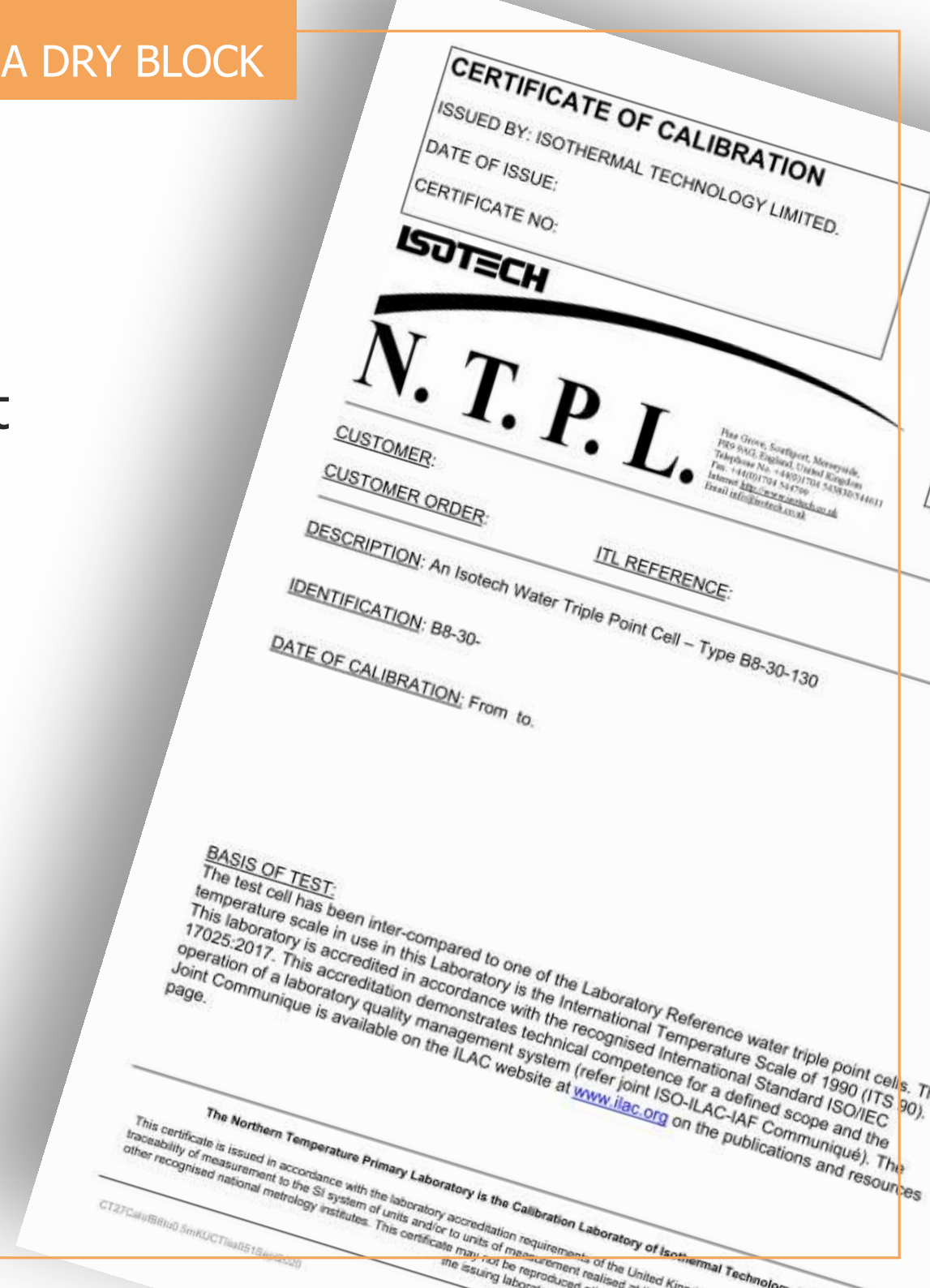


CHOOSING A DRY BLOCK

UKAS (ISO 17025) is available at extra cost.

Our UKAS Certificate carry the ILAC-MRA Logo and recognised in many countries.

Best Practise - Find out more www.ukas.com



CHOOSING A DRY BLOCK

We offer three services (Additional Cost)

The following calibration options are available		Code
Basic, Site and Advanced	5 point calibration for block temperature; includes reference probe values when ordered with Site or Advanced	UKAS-TEMP
Advanced	5 point calibration for block temperature and reference probe (when ordered) and electrical simulation of indicator	UKAS-SYST
Advanced	Calibration of input channels, electrical simulation only	UKAS-SIM

A glass vial containing a glowing orange liquid, sitting on a white circular base, with the ISO TECH logo overlaid. The background is dark, and the lighting is focused on the vial and the logo.

ISO TECH
ISOTHERMAL TECHNOLOGY LTD